

FCC EAS PLAN
FOR
KERN COUNTY
California

June 25, 2014

**KERN COUNTY (CA) EAS PLAN
COMMUNICATION OPERATIONS ORDERS**

(Revised 10/02)

This is a part of the State of California
Emergency Alert System Plan

The following FIPS Codes are associated with the KERN COUNTY Local Emergency Communications Committee EAS Plan.

LECC Local Area;

Counties of: FIPS Code:

06029 Kern County

Adjoining Areas:

06031 Kings County

06037 Los Angeles County

06107 Tulare County

06071 San Bernardino County

06079 San Luis Obispo County

06083 Santa Barbara County

06111 Ventura County

KERN COUNTY (CA) EAS PLAN COMMUNICATION OPERATIONS ORDERS

COMMUNICATIONS OPERATIONS ORDER CA-KRN No. 1

(REVISED 6-25-2014)

MONITOR PLAN

1.1 The CO-LP1 stations are KUZZ-AM 550 kHz, KUZZ-FM 107.9 MHz. and the Kern County Office of Emergency Services (KCOES).

1.2 LP1 station monitors:

KUZZ AM & FM;

- a. KFI 640 kHz Los Angeles
- b. KMJ 580 kHz Fresno
- c. Kern County Communications 453.225 MHz
- d. NOAA 162.550 MHz Shirley or 162.425 MHz El Paso

KCOES;

- e. NOAA NWR 162.550 MHz Shirley Peak
- f. KMJ 580 kHz Fresno
- g. KUZZ FM 107.9 MHz

2.1 The LP2 stations are

- a., KISV 94.1 MHz and KERN 1180kHz Bakersfield
- b. KLOA AM/FM 1240 kHz/104.9 MHz, Ridgecrest
- c. KERO TV 23

2.2 LP2 stations monitor:

KISV FM & KERN AM;

- a. LP1 KUZZ AM or FM or NOAA El Paso 162.425 MHz
- b. LP1 KCOES

KLOA AM/FM;

- a. LP1 KUZZ AM/FM -or- KCOES -or- NOAA El Paso
- b. KFI 640 kHz Los Angeles

KERO TV ;

- a. LP1 KUZZ AM or FM
- b. LP1 KCOES

3.1 All other stations and CATV control points must monitor one of the following:

- a. LP1 KUZZ AM or FM
- b. LP1 KCOES

3.2 In addition, but not in lieu of, all other stations and CATV control points must monitor one of the following:

any other station listed in 2.1 above.

* * * * *

COMMUNICATIONS OPERATIONS ORDER CA-KRN No. 2
EVENT CODES

2.1: National Event Codes for messages required to be carried by all participants

EAN	Emergency Action Notification Message
EAT	Emergency Action Termination Message
RWT	Required Weekly Test (Must be performed but not relayed)

2.2: Local Event Codes for messages to be carried by all participants

CEM	Civil Emergency Message
EVI	Evacuation Immediate
FFW	Flash Flood Warning
SVR	Severe Thunderstorm Warning
TOR	Tornado Warning
RMT	Required Monthly Test
CAE	Child Abduction Emergency

2.3: Local Event Codes for messages that are voluntary:

AVA	Avalanche Watch
CDW	Civil Danger Warning
EQW	Earthquake Warning
FFA	Flash Flood Watch
FLA	Flood Watch
FLW	Flood Warning
FRW	Fire Warning
HMW	Hazardous Materials Warning
HWA	High Wind Watch
HWW	High Wind Warning
HUA	Hurricane Watch
HUW	Hurricane Warning
LEW	Law Enforcement Warning
NMN	Network Message Notification
NUW	Nuclear Power Plant Warning
RHW	Radiological Hazard Warning
SPW	Shelter In Place Warning
SVA	Severe Thunderstorm Watch
TOA	Tornado Watch
TOE	911 Telephone Outage Emergency
VOW	Volcano Warning
WSA	Winter Storm Watch
WSW	Winter Storm Warning

2.4: EAS administrative and test message codes, as listed below, are NOT to be relayed.

DMO	Practice/Demonstration Warning
-----	--------------------------------

**COMMUNICATIONS OPERATIONS ORDER CA-KRN No. 3
NATIONAL WEATHER SERVICE**

All National Weather Service WARNING messages and EAS ACTIVATION REQUESTED messages will be transmitted over the National Weather Radio (NWR).

KCOES is required to monitor the NOAA frequency serving their area of responsibility. KUZZ AM/FM, all LP2 stations and CATV control points may also monitor their NWR and CLERS transmitter channels.

The NOAA transmission carries the three (3) digital headers, the NOAA receiver alert tone, the audio message, and the three (3) digital End-Of-Message (EOM) transmissions.

It is urged that all Warning bulletins be kept under 60 seconds. No verbal message may exceed 120 seconds in length. EAS terminals will not record any EAS activation than runs longer than 120 seconds. EAS terminals will reject any activation message from any source that does not receive the EOM inside 120 seconds.

IN THE EVENT THE NOAA TRANSMITTER IS OFF THE AIR:

The NWS office shall telephone the LP1 station at:

KCOES	661-861-2521
KUZZ AM/FM	661-328-7599

1. Identify yourself. State the reason you are activating the Emergency Alert System. Be prepared to authenticate in accordance with COO No. 6. The broadcast station shall be prepared to immediately record your message. You may be asked for a level; say, "Level level level level."

2. Upon receiving the go-ahead, say: "5, 4, 3, 2, 1. "This is the National Weather Service Office in Hanford. We are activating the Emergency Alert System for a (NATURE OF THE WARNING).

"(READ WARNING MESSAGE. Must not exceed 115 seconds. Abbreviate to under 60 seconds wherever possible.)

"This concludes this Emergency Alert System message from the National Weather Service."

Remain silent until the broadcaster tells you it has been received OK.

* If connection with either CO-LP1 cannot be made, call LP2 Stations:

KSIV 661-328-1410
KERO TV 661-281-3745
KLOA AM/FM 909-793-3554
Alternate East Side LP2

**COMMUNICATIONS OPERATIONS ORDER CA-KRN No.4
FOR THE LP1/LP2 STATIONS ONLY**

HOW TO ACTIVATE AND TRANSMIT A LOCAL BROADCAST

***This is only to be done in the event that Kern OES or NWS is not able to originate an EAS Warning.**

1. FROM THE EAS TERMINAL:

If the EVENT CODE coincides with one shown on the COO #2 you will put it on the air as soon as possible in the manner prescribed for your EAS terminal instructions.

2. FROM A TELEPHONE CALL:

You receive a telephone call from a person or agency authorized to initiate the Emergency Alert System. See Authorized Personnel List on Page 9 Part B.

(Radio or teleprinter transmissions received from the National Weather Service, another EAS station, local, or State government do not require authentication.)

Start recorder to record the message.

Tell the telephone caller to "countdown and go." Caller's out-cue is:

"THIS CONCLUDES THIS BROADCAST FROM THE (name of agency) IN (location)."

Select the the appropriate FIPS delivery and Event codes within your EAS Terminal.

Cue up message (if on external recorder) for broadcast.

Activate your EAS Terminal.

Read or play the message.

Then announce:

**"THIS CONCLUDES THE EMERGENCY ALERT SYSTEM PROGRAMMING.
ALL BROADCAST STATIONS AND CABLE SYSTEMS MAY NOW RESUME
NORMAL OPERATIONS."**

Resume normal broadcasting. Do not editorialize or comment on the incident as it may be

construed as an official announcement. Repeat the highlights of the warning every 5-10 minutes, if possible, during the period of the warning.

Log it.

Assure that the FCC, Washington, D.C. is notified in writing accordance with their request.

-0-

NOTE

Any broadcast station may activate the EAS and read the message) upon receipt of any "ACTIVATION REQUESTED" bulletin from the National Weather Service without delay or additional notification, authorization or permission. All news and program personnel shall be familiar with the necessity to place programming on the air with the least delay.

On-air personnel shall not ad-lib, interpret, abbreviate or alter any broadcast or test. Tests shall NOT be sung, set to music, include music, echo and/or other electronic alteration or production aids.

COMMUNICATIONS OPERATIONS ORDER CA-KRN No. 5
for
LOCAL GOVERNMENT OFFICIALS
TO ACTIVATE THE EMERGENCY ALERT SYSTEM

PART A

Agencies and/or officials, specified in Part B, are authorized to activate the Emergency Alert System by following these steps:

1. Write the WARNING message to be broadcast by all AM, FM and TV stations in this FCC Operational Area Emergency Alert System plan. Never dictate the message to the radio station; you are the announcer.
2. Telephone NOAA
If NOAA cannot be contacted, contact KCOES or KUZZ AM/FM
3. Designated officials use the following format to activate the EAS:
"This is (Name/Title) or (Organization). I request that the Emergency Alert System be activated because of a (description of the emergency)."
4. If identity of the person requesting is in doubt, confirm by callback to a known telephone, pager or cellular number.
5. EAS message originators shall limit their messages to less than one minute.

Part B

DESIGNATED OFFICIALS AUTHORIZED TO ACTIVATE THE KERN COUNTY EMERGENCY ALERT SYSTEM

National Weather Service - Duty Forecaster

Director of Kern County O.E.S. – Fire Chief, or Acting Director of Kern County O.E.S.

Manager of Kern County O.E.S

Kern County Sheriff's Department – Dispatch Supervisor – AMBER ALERT ONLY

Bakersfield Police Department – Dispatch Supervisor – AMBER ALERT ONLY

California Highway Patrol – Dispatch Supervisor – AMBER ALERT ONLY

**COMMUNICATIONS OPERATIONS ORDER CA-KRN No. 6
REQUIRED MONTHLY TEST (RMT)**

The Coordinated Monthly Test (Event Code RMT) within every Local Area is required to be carried by all broadcast stations and CATV firms. It may be carried immediately following receipt from the LP1 station, or, delayed by no more than 60 minutes. FCC Part 11.61(a)(1).

7.1 The Required Monthly Test in this FCC Local Area is conducted:

7.1.1 DAY TIME: The LAST TUESDAY of the odd-numbered months at 10:45 AM or as soon thereafter as possible but within 60 minutes to be sent by NOAA.

7.1.2 NIGHT TIME: The LAST TUESDAY of the even-numbered months at 12:05 AM or as soon thereafter as possible but within 60 minutes by KCOES.

7.2.1 In odd-numbered months the Required Monthly Test will originate from NOAA National Oceanic and Atmospheric Administration Duty Forecaster.

7.2.2 In even-numbered months the Required Monthly Test will originate from KCOES. Kern County Office of Emergency Services – Emergency Communications Center (ECC).

7.3 The Required Monthly Test will take less than one (1) minute. The text is:

" THIS IS A MONTHLY TEST OF THE EMERGENCY ALERT SYSTEM FOR THE KERN COUNTY AREA. THIS SYSTEM IS USED FOR WARNING AND ESSENTIAL SAFETY INFORMATION DURING EMERGENCIES. THIS IS ONLY A TEST. HAD THIS BEEN AN ACTUAL ALERT AN OFFICIAL MESSAGE WOULD HAVE FOLLOWED THE ALERT TONE. THIS TEST IS ORIGINATING FROM THE KERN COUNTY OFFICE OF EMERGENCY SERVICES WARNING CENTER IN BAKERSFIELD CALIFORNIA. THIS CONCLUDES THIS MONTHLY TEST OF THE KERN COUNTY AREA EMERGENCY ALERT SYSTEM."

Television stations and CATV firms shall display this message in clear text in addition to the audio message.


7.4 The State Emergency Operations Center or an alternate will transmit a monthly test that may be carried by any station in addition to any station's weekly test or in lieu of its weekly test, but never in place of a Local Area's Required Monthly Test. The State test is transmitted on the first Tuesday of every month at about 10:15 a.m. for rebroadcast by any station within one (1) hour of receipt.


7.5 Authentication Procedure; See Confidential Procedure distributed to LP stations.


SIGNATURES OF CONCURRENCE AND APPROVAL


Signature _____ Date 08 July 2014
Rusty Burchfield, Chair, KERN COUNTY FCC Local Emergency Communications
Committee, State of California


Signature _____ Date 7/14/14
Georgianna Armstrong, Co-Chair, KERN COUNTY FCC Local Emergency
Communications Committee, State of California


Signature _____ Date 7/15/14
Lloyd Moss, Co-Chair - Radio Representative, KERN COUNTY FCC Local Emergency
Communications Committee, State of California


Signature _____ Date 7/8/14
Adam Lancaster, Co-Chair - Television Representative, KERN COUNTY FCC Local
Emergency Communications Committee, State of California


Signature _____ Date 7/29/14
Steve Mendenhall, National Weather Service, Hanford California


Signature _____ Date 8/13/2014
James Gabbert, Chair California SECC

REVISIONS

MAJOR REVISION

A major revision could be* LP stations, RMT time/dates. These need SECC and FCC concurrence, coordinated through the EAS SECC Executive Secretary or Plans Coordinator at State OES to keep the State EAS Plan current. The EAS SECC Executive Secretary or Plans Coordinator at State OES can prepare the revisions if requested.

Major revision steps:

- (a) Revise the COO as appropriate. To show that a page has been revised may make two entries:
 - (1) [option] at the top of the COO page, add "rev (#)" after the COO#. (i.e., COO #2 (Rev1)); then,
 - (2) [always] Show the revision in the footnote at the bottom of the page. (i.e., r1a)
- (b) Next, enter the change on a Revisions control sheet, like this or a separate page.
- (c) Then, Sign the Revision and
- (e) Forward it with a transmittal memo or letter to EAS Program at State OES. (The EAS SECC Executive Office)
- (f) When received BACK with FCC approval, forward a copy to all stations, entities, and governments.

MINOR REVISION

A minor revision is a technical correction to the general introduction, abbreviation or a COO, such as typing, misspelling, a revised telephone number, or who can activate {A typical revision is a COO, such as COO #3 (Rev2)}

Minor revisions steps:

- (a) Revise the page with the change same as for a Major Revision.
- (b) Enter the change on a Revision Control page, and SIGN AND DATE the Revisions Page
- (c) Send a copy to all stations, entities, & governments, and EAS Program at State OES . (The EAS SECC Executive Office)

** Recent decisions concerning California, have left the interpretation of definitions (minor/major) up to the SECC. In most cases, the FCC has not objected to it's signatory omission on revisions as long as the local FCC office has been included in the revision process. However, this is subject to change so check with the SECC on all procedures.*

Revision History

10/23/2002: Major Revision to October 22, 1997 Original.

8/25/2003: Minor Revision to 10/23/2002;

Cover Page added.

Section 1.2; added "KMJ" to list of stations KUZZ AM & FM will monitor.

Section 2.1; Changed frequency of KIWI to "102.9" mhz.

Revision Page added.

6/25/2014: Major Revision to 10/23/2002;

Whole document added page numbering.

Section 1.2; Add Co-LP1 KUZZ to monitor NOAA; corrected bullets for Co-LP1 KCOES, added monitor KUZZ FM.

Section 2.1; Replaced LP2 KKXX with KISV FM and KERN AM; removed LP2 KRAJ; replaced LP2 KWAC AM & KIWI FM with KERO TV.

Section 2.2; Removed LP2 KRAJ; added NOAA El Paso to monitor options for KLOA; Replace LP2 KWAS & KIWI with KERO TV..

Section 2.4; Added telephone numbers to C0-LP1's; updated LP2 list.

COO CA-KRN No. 5 Part A bullet 2; replaced LP1 with NOAA; added KCOES as alternate notify alone with KUZZ.

COO CA-KRN No. 6

Page 5 Section 2.2 Removed Event Code ADR.

Page 7 Section 1; Clearly stated that LP stations are only to activate an EAS Alert if Kern OES and NWS are unavailable.

Page 7 Section 1; Removed "Event Code at your Discretion."

Page 7 Section 2; Clarified Authentication Procedure for Kern OES or NWS telephone Activations

Page 7 Section 2; Changed terminology regarding programming FIPS Event Codes.

Page 7 Section 2; Removed Vocal Announcement from EAS Alerts.

Section 7.1.1; Daytime alert changed from First Tuesday to Last Tuesday; from 9-50 AM to 10:45 AM; extended relay time from 30 minutes to 60 minutes; Changed originator from KCOES to NOAA.

Section 7.1.2 Night Time alert changed from First Tuesday Month to Last Tuesday of the Month; extended the allowed relay time from 30 minutes to 60 minutes; Listed originator KCOES.

Section 7.2 changed to Section 7.2.1 added In odd-numbered months and added KCOES as originator.

Added Section 7.2.2 in total.

Signatures of Concurrence and Approval updated with current office holders.